
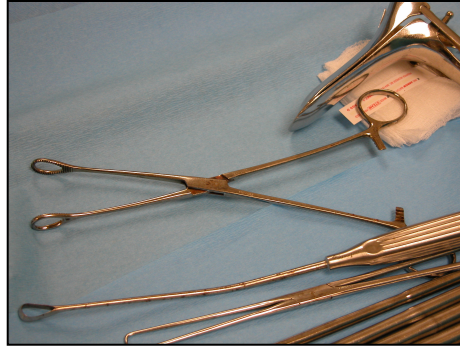




# Wrapping Instruments, Packages and Trays for Sterilization




1) Place diagonally in center of paper



2) Arrange in open, unlocked positions.  
-Add indicator strip



3) Fold bottom corner over tray.  
-Create flap



4) Fold over right corner (make flap)




5) Fold over left corner (make flap)



6) Fold over top corner



7) Tuck in extra cloth and create small flap



8) Repeat steps for 2<sup>nd</sup> layer of paper



9) Place sterilizing tape (2 strips)  
- Write date on tape

*Improperly wrapped instruments increase the likelihood of contamination.*